

# Electric Vehicle Charging Scheduling Strategy for Supporting Load Flattening Under Uncertain Electric Vehicle Departures

Han Wang, *Student Member, IEEE*, Mengge Shi, *Student Member, IEEE*, Peng Xie, *Member, IEEE*, Chun Sing Lai, *Senior Member, IEEE*, Kang Li, *Senior Member, IEEE*, and Youwei Jia, *Member, IEEE*

**Abstract**—The scheduled electric vehicle (EV) charging flexibility has great potential in supporting the operation of power systems, yet achieving such benefits is challenged by the uncertain and user-dependent nature of EV charging behavior. Existing research primarily focuses on modeling the uncertain EV arrival and battery status yet rarely discusses the uncertainty in EV departure. In this paper, we investigate the EV charging scheduling strategy to support load flattening at the distribution level of the utility grid under uncertain EV departures. A holistic methodology is proposed to formulate the unexpected trip uncertainty and mitigate its negative impacts. To ensure computational efficiency when large EV fleets are involved, a distributed solution framework is developed based on the alternating direction method of multipliers (ADMM) algorithm. The numerical results reveal that unexpected trips can severely damage user convenience in terms of EV energy content. It is further confirmed that by applying the proposed methodology, the resultant critical and sub-critical user convenience losses due to scheduled charging are reduced significantly by 83.5% and 70.5%, respectively, whereas the load flattening performance is merely sacrificed by 17%.

**Index Terms**—Electric vehicle (EV), EV fleets, uncertain departure, user convenience, distributed solution.

## I. INTRODUCTION

THE climate change due to greenhouse gas emissions from substantive consumption of fossil fuels is threaten-

ing human societies worldwide [1]. As a countermeasure, reducing carbon emissions from burning fossil fuels is attracting much attention [2], [3]. Since the transportation sector is accountable for a significant proportion of carbon emissions [4], internal combustion engine vehicles are being gradually replaced by electric vehicles (EVs) along with the global transportation decarbonization trend [5]. As the number of EVs increases, EV charging demand is also growing rapidly [6]. The ever-increasing stock of EVs with the uncontrolled charging mode can yield undesirable impacts on the distribution networks, such as exacerbated load fluctuations, elevated load peaks [7], and transformer overloading [8]. Meanwhile, studies have shown that the connecting time of EVs usually exceeds the time that is required for charging [9], [10]. Thus, EVs can offer opportunities for effective demand-side management regarding their charging power and time through smart charging [11]. Smart charging can add flexibility in the operation of power system by providing control to EV users and the power system operator. To implement smart charging, enablers including technology and EV user cooperation are required. The technology enablers should provide functionalities that can make the system intelligent in operation, such as artificial intelligence and data-driven techniques. Besides, the EV user cooperation should allow the charging operator to affect the user charging behavior to a certain extent. Such cooperation can be achieved by active interactions between charging operators and EV users through real-time communication.

Given the great potential of EV charging in improving the operational performance of the power grid, various technologies and mechanisms have been proposed in the literature. To improve reliability, durability, and user-friendliness, wireless charging systems have been investigated to charge the EVs inductively [12], [13]. Besides, with the increased charging speed demand, the charging power of EVs has been improved from level 1 AC charging (typical charging power up to 2 kW) to level 2 AC charging (typical power up to 20 kW) and level 3 DC charging (typical power up to 130 kW) [14], [15]. Meanwhile, to improve the flexibility of the EV charging process, instead of simply considering the unidirectional grid-to-vehicle (G2V) mode, bidirectional vehicle-to-grid (V2G) technology has been intensively studied [16]-

Manuscript received: April 15, 2022; revised: July 29, 2022; accepted: September 25, 2022. Date of CrossCheck: September 25, 2022. Date of online publication: October 28, 2022.

This work was supported by the National Natural Science Foundation of China (No. 72071100), Shenzhen Basic Research Program (No. JCYJ20210324104410030), and Young Elite Scientist Sponsorship Program by CSEE (No. CSEE-YESS-2020027).

This article is distributed under the terms of the Creative Commons Attribution 4.0 International License (<http://creativecommons.org/licenses/by/4.0/>).

H. Wang, M. Shi, P. Xie, and Y. Jia (corresponding author) are with the Department of Electrical and Electronic Engineering, Southern University of Science and Technology, Shenzhen 518055, China, and H. Wang is also with the School of Electronic and Electrical Engineering, University of Leeds, Leeds, LS2 9JT, UK (e-mail: elhwa@leeds.ac.uk; shimg2019@mail.sustech.edu.cn; xiep@sustech.edu.cn; jiaYW@sustech.edu.cn).

C. S. Lai is with the Brunel Interdisciplinary Power Systems Research Centre, Department of Electronic and Electrical Engineering, Brunel University London, London UB8 3PH, UK (e-mail: chunsing.lai@brunel.ac.uk).

K. Li is with the School of Electronic and Electrical Engineering, University of Leeds, Leeds LS2 9JT, UK (e-mail: k.li1@leeds.ac.uk).

DOI: 10.35833/MPCE.2022.000220



[18]. Except for developing smart charging technologies, a lot of smart charging strategies have also been proposed in the literature to enhance the performance of the power grid from various aspects. Under the electricity market environment, the EV charging flexibility can be utilized for minimizing both the energy generation cost [19] and EV charging cost [20], reducing the parking fees [21], and maximizing the total profit of an EV aggregator [22]. From the system operator's point of view, EV charging scheduling can be used to mitigate the regulation pressure from networks [23], provide secondary frequency regulation [24], stabilize the grid operation to avoid or delay heavy investment costs for strengthening the grid [14], [25], [26], and reduce voltage deviations of the distribution network [27].

As a promising EV charging flexibility application scenario, load flattening-oriented charging scheduling at the distribution level of the utility grid can not only improve the economic performance of the system by reducing the start-up and operating costs of the generators [28], but also enhance the network security by avoiding the substation transformer overloading [29] and stabilizing the grid. Hence, the optimal charging resource management problem for supporting load flattening operation is investigated in this paper.

To achieve the load flattening target using the EV charging flexibility, challenges induced by the uncertain and user-dependent nature of EV charging behavior [30] should be first addressed. To cope with this challenge, different approaches have been proposed in the literature to describe the uncertainties in EV charging behavior. In [31], the uncertain EV arrival time is formulated as a Markov chain decision process. In [32], a stochastic simulation method is presented to generate EV charging profiles including the battery status and charging point selection. In [33], the charging start time and battery type are modeled using scenarios generated from a stochastic framework using the Monte Carlo simulation method. In [34], the uncertain EV charging demand and the number of connected EVs are modeled using stochastically generated scenarios based on past data. In [35], the uncertain EV arrival time is modeled by scenarios complying with the Poisson distribution. In [36], the EV arrival and charging demand are simulated using a stochastic process. In [37], the uncertainty in EV energy requirement is captured by a scenario-wise ambiguity set with a family of distributions.

Though previous works have made fruitful achievements in handling uncertain EV charging behavior, the departure time of EVs is assumed to be a known parameter provided by EV users upon arrival [38], [39]. However, this assumption may be too optimistic since in real life, EV users may need to leave earlier for unexpected causes. Considering that unexpected trips are inevitable, this paper intends to develop an optimal EV charging scheduling strategy for supporting load flattening under the condition that some EVs may experience unexpected trips.

To this end, understanding the impact of unexpected trips and preparing for them are vital for designing and assessing the EV charging scheduling strategies. When unexpected trips occur, on the one hand, the shorter charging time may result in energy deficiency of EVs and range anxiety of EV users; on the other hand, the scheduled charging can worsen

the energy-deficient issue by reducing the power of charging or postponing the time of charging. Hence, only charging the EVs to the required energy level before their scheduled time of departure (e.g., [19], [29], [40]) is not enough; the energy deficiency induced by unexpected trips must also be handled in the charging scheduling problems. To address this challenge, this paper is dedicated to developing a methodology such that the impact of energy deficiency on EV users is controlled below acceptable degrees in the charging scheduling process.

Since a large number of EVs are connected at the distribution level, the dimensional disaster [41] that challenges the solution process needs to be addressed. To handle the dimensional problem, a distributed solution framework that includes a hierarchical reformulation and an alternating direction method of multipliers (ADMM) based solution method is proposed.

The contributions of this paper are summarized as follows.

- 1) An optimal EV charging scheduling strategy is proposed for supporting the load-flattening operation at the distribution level of the utility grid, in which the uncertainties especially the unexpected trips in EV charging are explicitly considered.
- 2) A holistic methodology for describing uncertain unexpected trips and restricting their negative impacts is developed.
- 3) A distributed solution framework including a hierarchical reformulation and an ADMM-based solution method is proposed to ensure computational efficiency for large EV fleets.
- 4) The effectiveness of the proposed methodology is comprehensively analyzed from multiple aspects under different uncertainty levels.

The remainder of this paper is organized as follows. Section II describes the load flattening-oriented EV charging scheduling problem of the distribution network operators (DNOs). In Section III, the proposed methodology for handling unexpected EV trips is provided and applied to the load flattening problem. In Section IV, a distributed solution framework is proposed. The simulation results and discussions are presented in Section V. Section VI concludes this paper.

## II. DESCRIPTION OF LOAD FLATTENING-ORIENTED EV CHARGING SCHEDULING PROBLEM OF DNOs

### A. System Description

The structure of the studied distribution system is shown in Fig. 1, where  $t_{out}$  is the plug-out time of EVs. In this system, we consider two different types of loads. The first type of load is from residential appliances that cannot be interrupted so as not to disturb people's daily lives [42], [43], and the second type of load is flexible EV charging load with continuously controllable charging rates [44]. The V2G operation is not considered in this paper because the V2G infrastructure is still underdeveloped, and frequent discharging can accelerate battery degradation.

The DNO aims to utilize the flexible EV charging demand to smooth the load profile of the distribution system. For the residential load, only the forecast information is available to

the DNO. For the flexible EV charging load, information about the initial state-of-charge (iSOC), EV battery capacity, the maximum charging power, and planned time of departure is obtained from each EV upon arrival. In this context, the DNO directly receives the charging information from EVs and sends charging control signals to them, forming a centralized control structure between the DNO and EVs.

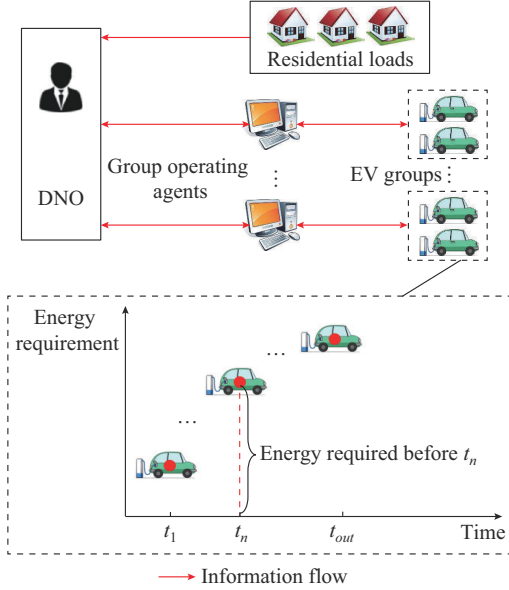


Fig. 1. Structure of studied distribution system.

The centralized control is feasible for scheduling a small number of EVs. However, when large EV fleets are involved, solving such a centralized optimization problem is challenging because of the complexity of the problem. Thus, this paper proposes a two-layer control framework by clustering the EVs into different groups and introducing group operating agents. The group operating agents act as intermediary control systems, which can be considered as distributed computation nodes that work cooperatively to share the computational burden of the DNO. This two-layer control framework can bring two benefits, which are improving the computational efficiency of the DNO and reducing the communication burden between the DNO and the EVs.

After clustering the EVs, the DNO makes charging scheduling decisions for each group in the upper layer based on the group parameters to reduce the total load fluctuation. In the lower layer, the group operating agents dispatch the charging power of the EVs to meet the load requirements of the DNO. In each group, the individual EV charging constraints such as power limits and energy requirements will be explicitly involved.

For such a smart charging control system, information exchanged between EV users and the DNO is a critical problem. Hence, some communication protocols such as the open charging point interface protocol are key enablers to achieving efficient information exchange. Besides, to achieve real-time control of EV charging rates, technologies like charging service provider apps need to be adopted. In this paper, only the level 2 charging rates are considered because the level 1 charging rate is too slow and the level 3 charging infrastruc-

ture is not widely deployed. In the early stages of developing such a smart charging system, incentives may be needed to encourage EV users to adopt the habit of declaring their charging information.

### B. Rolling Horizon Scheduling

Rolling horizon technique is used to indicate that a time-dependent model is solved repeatedly, in which the scheduling interval is moved forward in time during each solution iteration. In the studied distribution system, the DNO needs to determine the EV charging rate under the uncertainties in EV charging information and residential loads. Besides, the charging decisions need to be made in a period-by-period manner to keep pace with the updated EV charging information. Hence, a rolling horizon charging scheduling model is adopted to solve the charging scheduling problem [45]. In the rolling horizon charging scheduling model, data are divided into three categories, i.e., past knowledge, solution data, and future forecast. The past knowledge includes the completed EV charging scheduling operation. The solution data are the charging decisions obtained by solving the current rolling horizon optimization models. The future forecast is the residential load forecast information. In this paper, the residential load forecast horizon of the DNO is set to be 8 hours. Besides, under the level 2 charging rate, 8 hours are enough to allow most EVs to be fully charged. Hence, for each repetition of the rolling horizon charging scheduling model, the scheduling horizon of the DNO is set to be 8 hours. As in [45], the optimization resolution is set to be 15 min. Under this parameter setting, the scheduling horizon of the optimization problem is 8 hours, and the problem will be solved every 15 min. Meanwhile, to update the continuously changing EV information at the same pace as the rolling horizon charging scheduling model, only the first step of the scheduling solution is implemented.

### C. Centralized Problem Formulation

In the centralized charging scheduling optimization model, the charging information of each EV is explicitly incorporated. The DNO optimizes the scheduling problem to determine the EV charging power based on the residential load forecast.

$$\min_{P_{k,t}} \sum_{t \in T} \left( \sum_k P_{k,t} + P_{res,t} - P_{ave} \right)^2 \quad (1)$$

s.t.

$$\begin{cases} 0 \leq P_{k,t} \leq \bar{P}_{k,t} & t_{k,in} \leq t \leq t_{k,d} \\ P_{k,t} = 0 & \text{otherwise} \end{cases} \quad (2)$$

$$P_{ave} = \frac{\sum_{t \in T} \sum_k P_{k,t} + P_{res,t}}{T} \quad (3)$$

$$SOC_{k,t+1} = SOC_{k,t} + \frac{\eta}{E_k} P_{k,t} \quad (4)$$

$$\underline{SOC} \leq SOC_{k,t} \leq \overline{SOC} \quad (5)$$

$$iSOC_k + \frac{\eta}{E_k} \sum_{t=t_{k,in}}^{t_{k,d}} P_{k,t} = \overline{SOC} \quad (6)$$



where  $P_{k,t}$  and  $P_{res,t}$  are the charging power of EV  $k$  and the residential load at time  $t$ , respectively;  $P_{ave}$  is the average total load across the scheduling horizon;  $T$  is the total scheduling horizon;  $t_{k,in}$  and  $t_{k,d}$  are the arrival time and departure time of EV  $k$ , respectively;  $SOC_{k,t}$  is the state-of-charge (SOC) level of EV  $k$  at time  $t$ , which is bounded by its lower and upper limits  $[SOC, \overline{SOC}]$ ;  $iSOC_k$  is the iSOC when EV  $k$  arrives;  $E_k$  is the energy capacity of EV  $k$ ; and  $\eta$  is the charging efficiency.

In the objective function, the total load variation across the rolling horizon is minimized. The EV charging power is limited by (2). The average load is calculated by (3). Constraints (4)-(6) are SOC constraints of EVs.

Since EVs may experience unexpected trips, the departure time of the EVs becomes uncertain parameters. The range of the EV departure time is given by:

$$t_{k,in} \leq t_{k,d} \leq t_{k,out} \quad (7)$$

where  $t_{k,out}$  is the user-provided departure time of EV  $k$ . When the EV departure time is uncertain, postponing the time of charging or decreasing the power of charging can cause energy deficiency of EVs. Hence, the DNO needs to charge the EVs as fast as possible to reduce the range anxiety of EV users, making the EV charging load uncontrollable. To cope with this problem, a holistic methodology is proposed in the next section to find a compromise solution that balances the load flattening target of the DNO and EV user conveniences. In the developed methodology, part of the charging flexibility is sacrificed to ensure that the energy deficiency is controlled below acceptable degrees, whereas most of the flexibility can still be utilized to support the load-flattening operation.

### III. PROPOSED METHODOLOGY

In this section, an estimation model for occurrence probability of unexpected trips (PUT) is firstly proposed to describe the uncertainty in unexpected EV trips. Then, a multi-level user convenience model is presented. Based on the uncertainty and user convenience models, a novel risk-constrained segmental charging strategy is proposed. The new formulation of the load-flattening problem using the proposed methodology is presented at the end of this section.

#### A. Estimation Model for PUT

EV user charging behavior is affected by many factors such as the age of users, EV type, EV iSOC, and EV dwelling period [46]-[49]. Among these factors, some information such as EV type, EV iSOC, and EV dwelling period can be acquired easily. Some information such as EV user characteristics is hard to access due to privacy concerns. Hence, the estimation model in this paper selects the EV type, EV iSOC, and EV dwelling period as explicit factors and treats other factors by using an aggregated factor. Notably, to estimate the contributions of each factor to the PUT of EV users, real-world EV charging data are required. The data that need to be collected should at least include EV type, EV dwelling periods, EV iSOC, and historical data of having unexpected trips. After acquiring the real-world charging data, the contributions of each factor to the PUT of EV users can

be estimated by using regression models. At this moment, it is not possible to collect detailed EV charging data. Hence, it is assumed that the contributions of each factor to the final PUT of EV users are known and are uniformly distributed to each considered factor, as shown in Fig. 2.

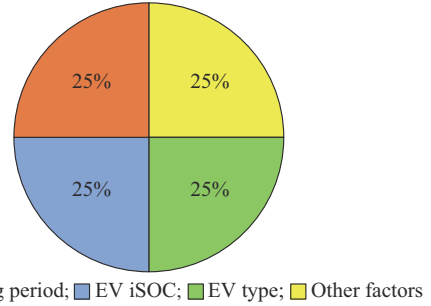


Fig. 2. Contribution of each factor to final PUTs of EV users.

Three types of EVs are considered in this paper, including public buses, commercial EVs, and private EVs. Among the three types of EVs, public buses are considered the least likely to have unexpected trips since they have stable routines. Because of the highly uncertain personal behaviors [46], private EVs are assumed most probable to experience unexpected trips. Finally, the likelihood of commercial EVs having unexpected trips lies between the public buses and the private EVs. The iSOC can affect the charging behavior of EV users [50], and it is assumed that a linear relationship exists between the PUT and the iSOC in this model. That is, when other factors are fixed, EV users with lower iSOC will have smaller PUTs. For the dwelling period, each day is divided into three sets of periods, including the resting period  $T_r$  (hours 1-8), the working period  $T_w$  (hours 9-17), and the after-work period  $T_{aw}$  (hours 18-24). Among the three periods, unexpected trips are most unlikely to occur during the resting period with low human activity. Since people have a relatively fixed routine during the working period, the unexpected trip is an event with medium probability during this period. The unexpected trips are most likely to occur during the after-work period since human activities become highly unpredictable in this period. For other factors, a random value is generated to represent their contributions in the estimation model. The above statements can be summarized as:

$$\pi_{UT} = \alpha + \beta \cdot iSOC + (aL_r + bL_w + cL_{aw}) + \gamma \quad (8)$$

where  $\pi_{UT}$  is the PUT;  $\alpha$  and  $\beta$  are the estimation parameters of PUT for EV types and iSOC, respectively;  $iSOC$  is the iSOC of EV;  $a$ ,  $b$ , and  $c$  are the PUT parameters for resting, working, and after-work periods, respectively; and  $L_r$ ,  $L_w$ , and  $L_{aw}$  are the numbers of dwelling intervals in resting, working, and after-work periods, respectively. Based on previous discussions, it is assumed that relationships of the estimation parameters of the PUT for public buses  $\alpha_{bus}$ , commercial EVs  $\alpha_{com}$ , and private EVs  $\alpha_{pri}$  are  $\alpha_{pri} = 2\alpha_{com}$  and  $\alpha_{com} = 2\alpha_{bus}$ . Meanwhile, the relationships of the estimation parameters of the PUT for different dwelling periods are assumed to be  $2a = b$  and  $2b = c$ .

The PUT indicates how likely an EV user will leave earlier than the planned time. In this paper, it is assumed that all

unexpected trips are induced by unexpected events featured with nonanticipativity. Besides, it is assumed that the probabilities of EVs having unexpected trips in different periods are consistent with the parameter settings in the estimation model. Therefore, for a connected EV, its probability of having an unexpected trip in each single interval  $\pi_{UT}^{si}$  can be expressed by:

$$\pi_{UT}^{si} = \begin{cases} a \frac{\pi_{UT}}{aL_r + bL_w + cL_{aw}} & t \in T_r \\ b \frac{\pi_{UT}}{aL_r + bL_w + cL_{aw}} & t \in T_w \\ c \frac{\pi_{UT}}{aL_r + bL_w + cL_{aw}} & t \in T_{aw} \end{cases} \quad (9)$$

### B. Multi-level User Convenience Model

When unexpected trips occur, EVs may experience energy deficiency due to shorter charging time and charging scheduling. Such energy deficiency can increase the range anxiety of EV users and reduce EV user convenience. In existing works, user conveniences are normally considered from the perspective of an individual EV user, e.g., the time sensitivity of EV user in [21] and the energy sensitivity of EV user in [51]. However, this paper investigates the charging scheduling problem from the perspective of the DNO, which is more concerned about the overall user satisfaction level instead of individual user convenience levels. Hence, the user convenience in this paper is defined as the proportions of EVs with energy content above the predefined levels by the time they are unplugged:

$$u_l = \frac{n_l}{N} \times 100\% \quad (10)$$

where  $u_l$  is the  $l^{\text{th}}$  user convenience level;  $n_l$  is the number of EVs with energy content above the  $l^{\text{th}}$  required level; and  $N$  is the total number of EVs. Under this model, multiple levels can be defined regarding different critical impact levels on user convenience. In this paper, the critical one-trip and sub-critical two-trip SOC levels are used as the criteria for evaluating user convenience, as shown in Fig. 3.

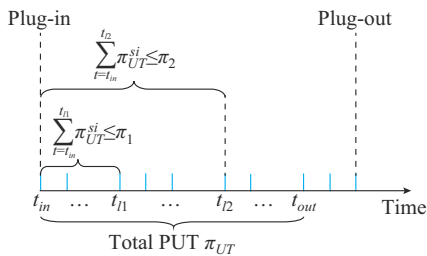


Fig. 3. Illustration of segmental charging strategy.

In Fig. 3,  $\pi_1$  and  $\pi_2$  are the critical and sub-critical risk limits, respectively;  $t_1$  and  $t_2$  are the time slots after which the cumulative PUT just exceeds the critical and sub-critical risk limits, respectively; and  $t_{in}$  is the plug-in time of EVs. According to the data reported in [9], each trip approximately consumes 28% of the battery capacity and the lowest allowed SOC level is 0.10. Therefore, it can be inferred that the minimum one-trip SOC level is  $SOC_1=0.38$  and the two-

trip SOC level is  $SOC_2=0.66$ . In this paper, the one-trip SOC is defined as the critical SOC level (level 1 SOC) and the two-trip SOC is defined as the sub-critical SOC level (level 2 SOC).

### C. Risk-constrained Segmental Charging Scheduling Strategy

To respect the user convenience defined in (10), a risk-constrained segmental charging strategy is proposed to make customized charging plans for EV users based on the estimated PUTs. First, for EV  $k$  with scheduled energy content less than a predefined energy level  $SOC_l$  at time  $t_l$ , its risk of leaving with an energy content less than  $SOC_l$  at time  $t_l$  is determined by its cumulative PUT until  $t_l$ . Based on this, the risk limit  $\pi_l$  is defined as the cumulative PUT limit for charging EVs to reach predefined critical energy level  $SOC_l$ . In the proposed strategy, it is ensured that by the time the cumulative PUT of EV  $k$  reaches the risk limit  $\pi_l$ , the energy content of EV  $k$  is above the predefined critical energy level  $SOC_l$ . To achieve this target, the scheduling results need to guarantee that each EV is charged to the desired energy level  $SOC_l$  before its cumulative PUT exceeds the risk limit  $\pi_l$ , as described in (11) and (12).

$$SOC_{t_l} \geq SOC_l \quad (11)$$

$$\sum_{t=t_{in}}^{t_l} \pi_{UT}^{si} \leq \pi_l \leq \sum_{t=t_{in}}^{t_l+1} \pi_{UT}^{si} \quad (12)$$

where  $t_l$  is the time slot after which the cumulative PUT of the EV just exceeds the  $l^{\text{th}}$  risk level; and  $SOC_{t_l}$  is the SOC level at  $t_l$ .

Constraint (11) ensures that at the time slot  $t_l$ , the scheduled EV energy content  $SOC_{t_l}$  is above the desired energy level  $SOC_l$ . Constraint (12) calculates the time slot  $t_l$  for each EV based on their estimated PUTs.

In the proposed strategy, part of the EV charging flexibility is sacrificed, as illustrated in Fig. 4, where  $SOC_1$  and  $SOC_2$  are the pre-defined critical and sub-critical energy levels, respectively; and  $SOC_{\max}$  is the maximum SOC.

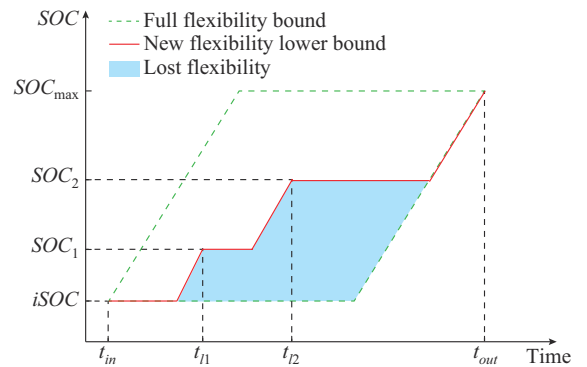


Fig. 4. EV charging flexibility under proposed strategy.

The outer parallelogram represents the full EV charging flexibility [52]. Under the proposed strategy, part of the EV charging flexibility is lost due to the restrictions on energy levels at certain scheduling time slots. The lost flexibility is plotted as the shaded area in Fig. 4.

#### D. Segmental Charging-based Load Flattening

By applying the proposed methodology to the load flattening problem, the user convenience-oriented problem becomes:

$$\begin{cases} \min_{P_{k,t}} \sum_{t \in T} \left( \sum_k P_{k,t} + P_{res,t} - P_{ave} \right)^2 \\ \text{s.t. (2)-(7), (9), (11), (12)} \\ iSOC_k + \frac{\eta}{E_k} \sum_{t=t_{k,in}}^{t_{k,l}} P_{k,t} \geq SOC_l \end{cases} \quad (13)$$

The segmental charging requirements are stated in constraints of (9), (11), (12), and  $iSOC_k + \frac{\eta}{E_k} \sum_{t=t_{k,in}}^{t_{k,l}} P_{k,t} \geq SOC_l$ .

Constraint  $iSOC_k + \frac{\eta}{E_k} \sum_{t=t_{k,in}}^{t_{k,l}} P_{k,t} \geq SOC_l$  ensures that the energy

content of EV  $k$  at time  $t_{k,l}$  is no less than the predefined energy level  $SOC_l$ . In the centralized model, the DNO needs to consider all the EV charging information to make customized charging scheduling decisions. Solving such a problem for large EV fleets is computationally challenging. In the next section, a hierarchical framework of the problem (13) is developed.

#### IV. PROPOSED DISTRIBUTED SOLUTION FRAMEWORK

In this section, a clustering method is proposed to divide EVs into different groups. The EV groups and DNO form a hierarchical model as shown in Fig. 1. An ADMM-based solution method is then developed to obtain the charging scheduling solution in a distributed way.

##### A. EV Clustering Method

The charging scheduling decisions are made in a rolling horizon fashion with 32 scheduling intervals. Since all EVs should be fully charged by the time they plan to be unplugged, EVs with the same remaining planned dwelling time are clustered as a group considering they have the same scheduling length. The group parameters to be identified when clustering the EVs include the power range, the total energy demand, and the aggregated segmental energy requirement imposed by the proposed strategy. The power range of group  $g$  can be acquired by summing up the power of all the EVs belonging to that group:

$$0 \leq P_{g,t} \leq \bar{P}_{g,t} = \sum_{k \in g} \bar{P}_k \quad (14)$$

where  $P_{g,t}$  is the aggregated charging power of group  $g$ , which is bounded by its upper limit  $\bar{P}_{g,t}$ ; and  $\bar{P}_k$  is the maximum charging power of EV  $k$ .

The energy demand  $E_k^d$  for EV  $k$  is the energy needed to fully charge that EV. The energy demand  $E_g^d$  for each group  $g$  is the summation of individual EV energy demand  $E_k^d$  in that group, as shown in (15).

$$E_g^d = \sum_{k \in g} E_k^d \quad (15)$$

The minimum required energy before a specific time interval for a group can be obtained by summing up all the segmental energy requirements of EVs before that time, as illustrated in Fig. 1. For individual EVs, the  $l^{\text{th}}$  level of energy

requirement  $E_{k,l}^r$  for EV  $k$  can be calculated as:

$$E_{k,l}^r = (SOC_l - iSOC_k) E_k \quad (16)$$

After obtaining  $E_{k,l}^r$  for every EV in group  $g$ , the aggregated segmental energy requirement  $E_{g,t_n}^r$  of group  $g$  before the  $n^{\text{th}}$  time interval  $t_n$  can be obtained by:

$$E_{g,t_n}^r = \sum_{k \in g} E_{k,l}^r \quad t_l \leq t_n \quad (17)$$

##### B. ADMM-based Solution Method

The ADMM algorithm can solve optimization problems in the following separable form:

$$\min_{x \in X, z \in Z} (f(x) + g(z)) \quad (18)$$

s.t.

$$Ax + Bz = d \quad (19)$$

where  $x$  and  $z$  are the decision variables that can be optimized separately; and the definitions of the other relevant variables can be referred to [53]. The augmented Lagrangian optimization problem can be written as:

$$\begin{aligned} \min_{x \in X, z \in Z} L_\rho(x, z, \lambda) = f(x) + g(z) - \\ \lambda^T (Ax + Bz - d) + \frac{\rho}{2} \|Ax + Bz - d\|_2^2 \end{aligned} \quad (20)$$

where  $\lambda$  is the Lagrangian multiplier vector;  $\rho$  is the penalty factor; and  $\|\cdot\|_2^2$  is the  $l_2$  norm of vectors. By introducing the scaled dual variable  $\xi$ , (23) can be rewritten in its scaled form:

$$\min_{x \in X, z \in Z} L_\rho(x, z, \xi) = f(x) + g(z) + \frac{\rho}{2} \|Ax + Bz - d - \xi\|_2^2 + C \quad (21)$$

$$\xi = \frac{\lambda}{\rho} \quad (22)$$

where  $C$  is a constant. Problem (24) and (25) can be solved in a distributed way using the ADMM algorithm through an iterative process:

$$x_{v+1} = \arg \min_{x \in X} L_\rho(x, z_v, \xi_v) \quad (23)$$

$$z_{v+1} = \arg \min_{z \in Z} L_\rho(x_{v+1}, z, \xi_v) \quad (24)$$

$$\xi_{v+1} = \xi_v + (Ax_{v+1} + Bz_{v+1} - d) \quad (25)$$

where  $v$  is the iteration number. As can be observed, variables  $x$  and  $z$  are optimized in separated steps, which enables distributed optimization of the original problem. At the end of each iteration, the convergence is checked by examining (29).

$$\sqrt{\|\xi_{v+1} - \xi_v\|_2^2} \leq \varepsilon \quad (26)$$

Based on the ADMM algorithm, a distributed reformulation of the charging scheduling problem is proposed. In the reformulated problem, the primary optimization problem for the DNO only considering the EV group parameters is given as:

$$\begin{aligned} \min_{P_{g,t,v+1}} \left\{ \sum_{t \in T} \left( \sum_g P_{g,t,v+1} + P_{res,t} - P_{ave} \right)^2 + \right. \\ \left. \frac{\rho}{2} \sum_{t \in T} \sum_g \left( P_{g,t,v+1} - \sum_{k \in g} P_{k,t,v} + \xi_{v,g} \right)^2 \right\} \end{aligned} \quad (27)$$

s.t.

$$\begin{cases} 0 \leq P_{g,t,v+1} \leq \bar{P}_{g,t} & t \leq t_{g,d} \\ P_{g,t,v+1} = 0 & \text{otherwise} \end{cases} \quad (28)$$

$$\sum_{t=1}^{t_n} P_{g,t,v+1} \geq E_{g,t_n}^r \quad \forall t_n \leq t_{g,d} \quad (29)$$

$$\eta \sum_t P_{g,t,v+1} = E_g^d \quad (30)$$

$$P_{ave} = \frac{\sum_{t \in T} \left( \sum_g P_{g,t,v+1} + P_{res,t} \right)}{T} \quad (31)$$

where  $P_{g,t,v+1}$  is the scheduled group power in the primary problem at the current iteration; and  $P_{k,t,v}$  is the scheduled EV charging power from the secondary problem in the last iteration.

In this formulation, the power of each group is constrained by (28). The aggregated segmental energy requirement for each group is fulfilled through (29). The total energy demand of each group is satisfied by (30), and the average power of the total scheduling horizon is given by (31).

For each EV group, the group scheduling information  $P_{g,t,v+1}$  is received from the DNO and the charging power of individual EVs is dispatched to meet the demand of the DNO. Thus, the secondary problem for each EV group can be formulated as:

$$\begin{cases} \min_{P_{k,t,v+1}} \left[ \sum_{t \in T} \left( P_{g,t,v+1} - \sum_{k \in g} P_{k,t,v+1} \right) + \sum_{t \in T} \frac{\rho}{2} \left( P_{g,t,v+1} - \sum_{k \in g} P_{k,t,v+1} + \zeta_{v,g} \right)^2 \right] \\ \text{s.t. (2), (4)-(7), (15), (16)} \end{cases} \quad (32)$$

In this problem, the scaled dual variable is updated according to the differences between the scheduling results of the DNO and group operating agents:

$$\zeta_{v+1,g} = \zeta_{v,g} + \left( \sum_{k \in g} P_{k,t,v+1} - P_{g,t,v+1} \right) \quad (33)$$

The charging scheduling problem can be solved using the ADMM algorithm, in which the DNO and the EV groups optimize their problems separately. The procedure of the distributed solution framework is summarized as follows.

---

#### Algorithm 1

---

1. Initialize  $v=0$ ,  $\zeta_0=0$ ,  $\rho=100$ ,  $\varepsilon=0.01$ ,  $P_{k,t,0}=0, \forall k, t$
  2. **while** (26) is false,  $v \leftarrow v+1$  **do**
  3. Solve (27)-(31) with  $(P_{k,t,v}, \zeta_{v,g})$  to obtain  $P_{g,t,v+1}$
  4. Solve (32) for each EV group parallelly with  $(P_{g,t,v+1}, \zeta_{v,g})$  to obtain  $P_{k,t,v+1}$
  5. Update  $\zeta_{v+1,g} = \zeta_{v,g} + \left( \sum_{k \in g} P_{k,t,v+1} - P_{g,t,v+1} \right)$
  6. **end while**
  7. Return  $P_{k,t,v+1}$
- 

## V. SIMULATION RESULTS AND DISCUSSIONS

In this section, the performance of the proposed strategy is evaluated by comparing it with the uncontrolled charging strategy and conventional load flattening charging strategy without considering unexpected trips [29].

### A. Basic Data

The scaled real-world demand data [54] are used as the forecast and actual residential load profiles, as shown in Fig. 5.

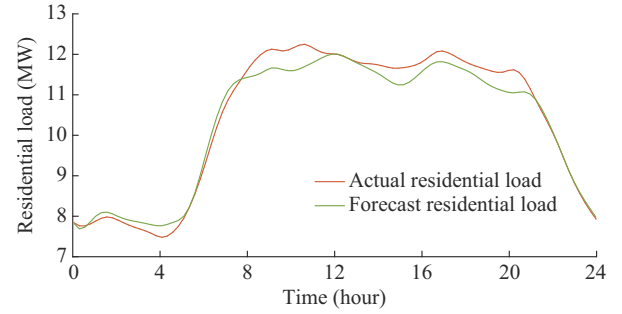


Fig. 5. Residential load information.

The demand data feature high demand in working and after-work periods, and low demand in resting periods. Hence, the selected demand data can well reflect general daily electricity consumption patterns. Besides, the EV charging data are hard to be acquired in the real world. Hence, EV charging scenarios are generated by using the typical EV models and charging behavior probability distributions in [47]. The highest PUT is set to be 40%. By using the Monte-Carlo simulation approach [47], a total of 1000 EV scenarios are generated, and 238 of them leave before their planned departure time. The charging efficiency for all the EVs is set to be  $\eta=0.95$  [40]. In the ADMM algorithm, the convergence threshold is set to be  $\varepsilon=0.01$  [55] and the penalty factor is  $\rho=100$ . Because some EVs have a high PUT and a low iSOC, small risk limits are not feasible for them to reach the predefined energy levels. To make the segmental charging strategy feasible for all EVs, the minimum risk limits that enable all the EVs to reach the predefined energy levels are selected. Based on this criterion, the risk limits for the critical and sub-critical levels of user convenience are set to be  $\pi_1=3\%$  and  $\pi_2=7\%$ , respectively.

### B. Results and Discussions

The total loads of the studied charging strategies are presented in Fig. 6. In the uncontrolled charging strategy, the peak demand is observed during hours 16 to 22, which corresponds to the period when most EVs are plugged to charge. The period between midnight and morning (hours 1 to 7) has the lowest load demand throughout the day. For the conventional load flattening charging strategy, the load difference between the peak demand hours and other periods is minimized and no obvious peak is observed. But a valley still exists between hours 2 to 6, which is induced by the insufficient regulating capability of EVs. For the proposed



strategy, part of the charging load between peak demand hours is shifted to valley demand hours compared with the uncontrolled charging strategy. However, a lower peak still exists in the load profile of the proposed strategy. The unshaved load is necessary for satisfying the segmental energy requirement of EVs and thus cannot be shifted to valley demand hours.

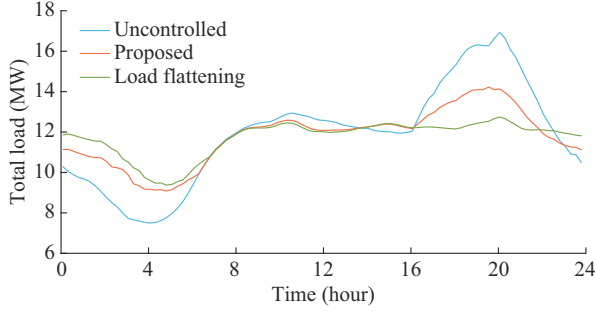


Fig. 6. Total loads of studied charging strategies.

Figure 7 presents the SOC levels of EVs that leave earlier than planned departure time. The conventional load flattening charging strategy gives most violations against the required energy levels. Under this strategy, a total of 94 EVs fail to satisfy the critical one-trip SOC level and 183 EVs fail to meet the sub-critical two-trip SOC level, which consist of 9.4% and 18.3% of the total EV fleet, respectively. Compared with the conventional load flattening charging strategy, the proposed strategy substantially reduces the number of violations against the predefined SOC levels (with only 18 violations for level 1 and 78 violations for level 2). In Fig. 7, a long flat segment can be observed for the proposed strategy, which corresponds to the sub-critical SOC level of 0.66. Although the uncontrolled charging strategy can minimize the energy-deficient problem of EVs compared with other charging strategies, it is still inevitable that some EVs would experience critical or sub-critical energy deficiency.

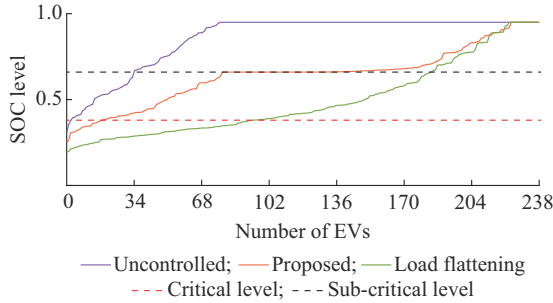


Fig. 7. SOC levels of EVs leaving earlier than planned departure time.

The scheduling results of the studied charging strategies are displayed in Table I and summarized in Fig. 8. Compared with the conventional load flattening charging strategy, the load flattening performance of the proposed strategy is reduced by 17% (from reducing 87% of the load variance to reducing 70% of the load variance). Though the conventional load flattening charging strategy performs better than the proposed strategy in reducing the load fluctuations, it has se-

verely damaged user convenience by causing 91 critical energy-deficient users and 149 sub-critical energy-deficient users, respectively. Whereas the proposed strategy only results in 15 critical and 44 sub-critical energy-deficient users, respectively. Compared with the conventional load flattening charging strategy, the proposed strategy reduces the charging scheduling-resulted energy-deficient users by 83.5% (from 91 to 15) for the critical user convenience level, and 70.5% (from 149 to 44) for the sub-critical user convenience level, respectively.

TABLE I  
SCHEDULING RESULTS OF STUDIED CHARGING STRATEGIES

Strategy	Peak load (kW)	Peak-to-valley ratio	Normalized load variation	Level 1 user convenience (%)	Level 2 user convenience (%)
Uncontrolled	16933	2.2638	1.00	99.7	96.6
Proposed	14222	1.5684	0.30	98.2	92.2
Load flattening	12738	1.3609	0.13	90.6	81.7

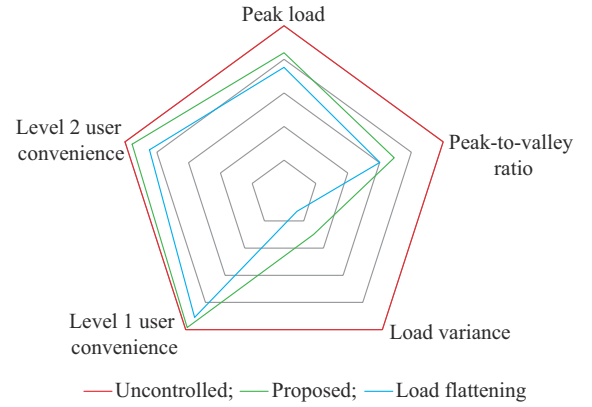


Fig. 8. Comparison of scheduling results of studied charging strategies.

The convergence rate of the developed distributed solution framework is illustrated in Fig. 9 for six consecutive time intervals (intervals 41-46), which confirms that the problem converges quickly with the proposed distributed solution framework.

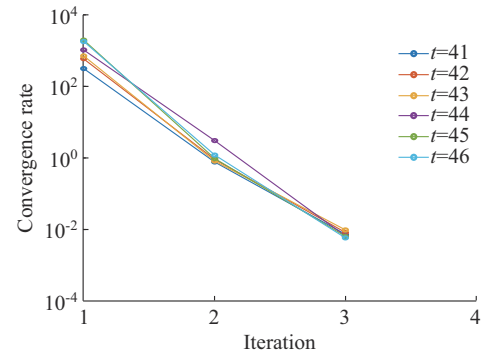


Fig. 9. Convergence rate of proposed distributed solution framework.

### C. Impact of Customization

This paper utilizes individual PUT information to make



customized charging plans for each EV user, which complicates the scheduling problem and increases the workload. To validate the necessity of customization, a non-customized segmental charging strategy is applied. In this strategy, the PUT for all EVs is considered identical and is equal to the proportion of EVs having unexpected trips. For this strategy, the critical and sub-critical user convenience levels are 97.5% and 91.6%, respectively. Compared with the customized strategy, we can find that the non-customized segmental charging strategy can increase the number of scheduling-resulted critical (from 18 to 22) and sub-critical (from 44 to 50) energy-deficient users. By using the non-customized segmental charging strategy, the peak load, peak-to-valley ratio, and normalized load variance are 14355 kW, 1.6391, and 0.36, respectively. Compared with the uncontrolled charging strategy, the non-customized segmental charging strategy can achieve 15.2% of peak load reduction, 27.6% of peak-to-valley ratio reduction, and 63.9% of load variance reduction, respectively. However, compared with the customized segmental charging strategy, the non-customized strategy increases the peak load, peak-to-valley ratio, and normalized load variance by 0.9% (14222 kW to 14355 kW), 4.3% (1.5684 to 1.6391), and 6.1% (0.30 to 0.36), respectively. Hence, it can be concluded that customization is an important measure to further enhance both the user convenience and load-flattening performances of the proposed strategy.

#### D. Sensitivity Analysis of PUT Levels

The PUT level is an indication of EV user credibilities, namely, to what extent can the information provided by EV users be trusted. In this subsection, the impacts of the PUT levels on the scheduling results are analyzed for different PUT levels ranging from 10% to 50%.

Figure 10 gives the evolution results of peak loads and the peak-to-valley ratios for the studied strategies under different PUT levels.

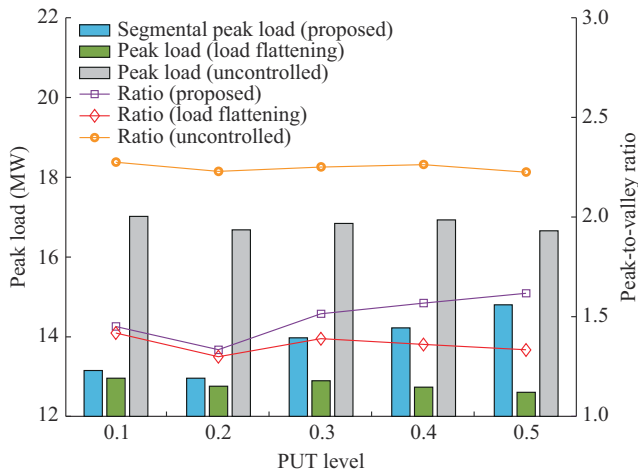


Fig. 10. Evolution results of peak loads and peak-to-valley ratios under different PUT levels.

It can be observed that changing the PUT level has limited impacts on the load profiles of both the uncontrolled charging and the conventional load flattening charging strate-

gies. On the contrary, the performance of the proposed strategy is significantly affected by the PUT level. As the PUT level increases from 10% to 50%, the peak loads and the peak-to-valley ratios of the uncontrolled charging and the conventional load-flattening charging strategies remain almost unchanged. In contrast, for the proposed strategy, the peak load increases from 12956 kW to 14803 kW, and the peak-to-valley ratio increases from 1.3344 to 1.6183. The same result is also observed for the normalized load variances presented in Fig. 11. The normalized load variance of the conventional load flattening charging strategy only ranges between 0.09 and 0.15 with increasing PUT level, whilst that of the proposed strategy increases from 0.11 to 0.38. This evolution trend suggests that when EV users become less trustworthy, more charging flexibility will be sacrificed to guarantee user convenience. As a result, the load-flattening performance of the proposed strategy is undermined.

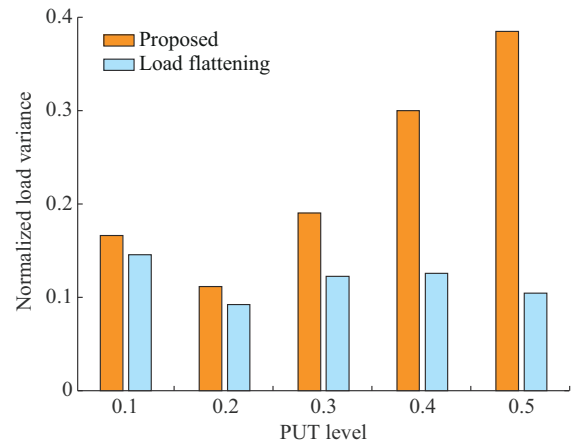


Fig. 11. Normalized load variances at different PUT levels.

Figure 12 gives the analysis results of user convenience at different PUT levels, where level 1 and level 2 correspond to critical and sub-critical energy levels, respectively. It can be observed that the uncontrolled charging strategy performs the best and the conventional load flattening charging strategy performs the worst. For these two strategies, their user convenience levels will decrease as the PUT level increases. This is because EV users are more likely to experience unexpected trips under higher PUT levels. However, for the proposed strategy, we can find that user convenience levels are constrained in a certain range instead of simply decreasing with increased PUT levels. The constraining ranges are defined by the risk parameters  $\pi_i$  and affected by the actual EV charging scenarios.

From the sensitivity analysis of PUT levels, it may be noticed that as the PUT level moves closer to 0, the proposed strategy degrades to the conventional load-flattening charging strategy. This is because the segmental restrictions induced from unexpected trips are relaxed and the flexibility loss approaches 0. Therefore, it may be concluded that the conventional load flattening charging strategy is an ideal form of the proposed strategy where the planned trips of all EV users are uninterrupted.

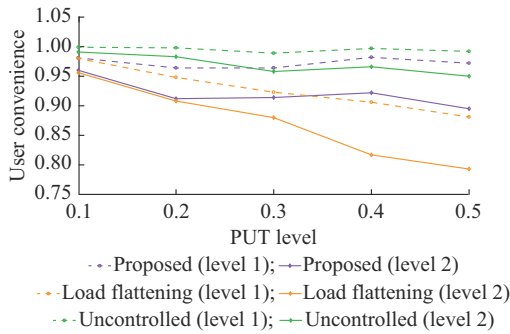


Fig. 12. Analysis results of user convenience under different PUT levels.

## VI. CONCLUSION

This paper studies the load flattening-oriented charging scheduling strategy for EVs under the assumption that some EV users may leave earlier than planned. Compared with the existing literature, this assumption is more realistic since randomness in human activity is inevitable. In the proposed methodology, the DNO first estimates the PUT of EV users based on the information provided by EV users, then schedules the charging rates of EVs to flatten the load profile while ensuring EV user convenience.

The numerical results suggest that completely ignoring unexpected trips of EV users can severely affect their user convenience, and the proposed methodology is proven efficient in enhancing user convenience by reducing 83.5% of critical and 70.5% of sub-critical user convenience loss, respectively. From the perspective of the DNO, the proposed segmental charging strategy can achieve 16.0% of peak load reduction, 30.7% of peak-to-valley ratio reduction, and 70.0% of load variance reduction, respectively. Besides, customization is an important measure to enhance the performance of the proposed methodology. By making customized charging plans for different EVs, the load variance is further reduced by 6.1%, and the user convenience levels are also improved. Though customization can worsen the dimensional disaster for large-scale EV fleets, the proposed distributed solution framework can solve the optimization problems effectively. The sensitivity analysis against the PUT level shows that as trip plans of EV users become more reliable, more charging flexibility can be preserved for reducing system load fluctuations without undermining user convenience levels.

Finally, the proposed methodology is used to restrict the impacts of unexpected trips on EV user convenience while ensuring smart charging performances. Hence, for smart charging strategies in which energy deficiency caused by unexpected trips cannot be ignored, the proposed methodology can be included to improve the applicability of these smart charging strategies.

## REFERENCES

- [1] Z. Zhang, T. Wang, M. J. Blunt *et al.*, "Advances in carbon capture, utilization and storage," *Applied Energy*, vol. 278, p. 115627, Aug. 2020.
- [2] H. Wang, Y. Jia, C. S. Lai *et al.*, "Optimal virtual power plant operational regime under reserve uncertainty," *IEEE Transactions on Smart Grid*, vol. 13, no. 4, pp. 2973-2985, Feb. 2022.
- [3] H. Wang, Y. Jia, C. S. Lai *et al.*, "Two-stage minimax regret-based

- self-scheduling strategy for virtual power plants," in *Proceedings of IEEE PES General Meeting*, Washington DC, USA, Jul. 2021, pp. 1-5.
- [4] A. M. Koufakis, E. S. Rigas, N. Bassiliades *et al.*, "Offline and online electric vehicle charging scheduling with V2V energy transfer," *IEEE Transactions on Intelligent Transportation Systems*, vol. 21, no. 5, pp. 2128-2138, May 2020.
- [5] M. Muratori, "Impact of uncoordinated plug-in electric vehicle charging on residential power demand," *Nature Energy*, vol. 3, no. 3, pp. 193-201, Jan. 2018.
- [6] H. Patil and V. N. Kalkhambkar, "Grid integration of electric vehicles for economic benefits: a review," *Journal of Modern Power Systems and Clean Energy*, vol. 9, no. 1, pp. 13-26, Jan. 2021.
- [7] Y. Zheng, H. Yu, Z. Shao *et al.*, "Day-ahead bidding strategy for electric vehicle aggregator enabling multiple agent modes in uncertain electricity markets," *Applied Energy*, vol. 280, p. 115977, Dec. 2020.
- [8] Z. Yang, K. Li, Q. Niu *et al.*, "A self-learning TLBO based dynamic economic/environmental dispatch considering multiple plug-in electric vehicle loads," *Journal of Modern Power Systems and Clean Energy*, vol. 2, no. 4, pp. 298-307, Dec. 2014.
- [9] T. W. Hoogvliet, G. B. M. A. Lijens, and W. G. J. H. M. van Sark, "Provision of regulating- and reserve power by electric vehicle owners in the Dutch market," *Applied Energy*, vol. 190, pp. 1008-1019, Mar. 2017.
- [10] V. Heinisch, L. Göransson, R. Erlandsson *et al.*, "Smart electric vehicle charging strategies for sectoral coupling in a city energy system," *Applied Energy*, vol. 288, p. 116640, Apr. 2021.
- [11] H. Zhou, Y. Zhou, J. Hu *et al.*, "LSTM-based energy management for electric vehicle charging in commercial-building prosumers," *Journal of Modern Power Systems and Clean Energy*, vol. 9, no. 5, pp. 1205-1216, Sept. 2021.
- [12] C. Panchal, S. Stegen, and J. Lu, "Review of static and dynamic wireless electric vehicle charging system," *Engineering Science and Technology: An International Journal*, vol. 21, no. 5, pp. 922-937, Oct. 2018.
- [13] S. Niu, H. Xu, Z. Sun *et al.*, "The state-of-the-arts of wireless electric vehicle charging via magnetic resonance: principles, standards and core technologies," *Renewable & Sustainable Energy Reviews*, vol. 114, p. 109302, Oct. 2019.
- [14] P. Y. Kong and G. K. Karagiannidis, "Charging schemes for plug-in hybrid electric vehicles in smart grid: a survey," *IEEE Access*, vol. 4, pp. 6846-6875, Oct. 2016.
- [15] M. Brenna, F. Foiaelli, C. Leone *et al.*, "Electric vehicles charging technology review and optimal size estimation," *Journal of Electrical Engineering & Technology*, vol. 15, no. 6, pp. 2539-2552, Oct. 2020.
- [16] Z. Yang, K. Li, and A. Foley, "Computational scheduling methods for integrating plug-in electric vehicles with power systems: a review," *Renewable & Sustainable Energy Reviews*, vol. 51, pp. 396-416, Nov. 2015.
- [17] H. Mehrjerdi and E. Rakhshani, "Vehicle-to-grid technology for cost reduction and uncertainty management integrated with solar power," *Journal of Cleaner Production*, vol. 229, pp. 463-469, Aug. 2019.
- [18] B. K. Sovacool, J. Kester, L. Noel *et al.*, "Actors, business models, and innovation activity systems for vehicle-to-grid (V2G) technology: a comprehensive review," *Renewable & Sustainable Energy Reviews*, vol. 131, p. 109963, Oct. 2020.
- [19] Y. Shi, H. Tuan, A. V. Savkin *et al.*, "Model predictive control for smart grids with multiple electric-vehicle charging stations," *IEEE Transactions on Smart Grid*, vol. 10, no. 2, pp. 2127-2136, Jan. 2019.
- [20] B. Khaki, C. Chu, and R. Gadh, "Hierarchical distributed framework for EV charging scheduling using exchange problem," *Applied Energy*, vol. 241, pp. 461-471, May 2019.
- [21] K. Zhou, L. Cheng, X. Lu *et al.*, "Scheduling model of electric vehicles charging considering inconvenience and dynamic electricity prices," *Applied Energy*, vol. 276, p. 115455, Oct. 2020.
- [22] Z. Liu, Q. Wu, K. Ma *et al.*, "Two-stage optimal scheduling of electric vehicle charging based on transactive control," *IEEE Transactions on Smart Grid*, vol. 10, no. 3, pp. 2948-2958, Mar. 2018.
- [23] C. Crozier, T. Morstyn, and M. McCulloch, "The opportunity for smart charging to mitigate the impact of electric vehicles on transmission and distribution systems," *Applied Energy*, vol. 268, p. 114973, Jun. 2020.
- [24] H. Liu, K. Huang, N. Wang *et al.*, "Optimal dispatch for participation of electric vehicles in frequency regulation based on area control error and area regulation requirement," *Applied Energy*, vol. 240, pp. 46-55, Apr. 2019.
- [25] P. Nunes and M. C. Brito, "Displacing natural gas with electric vehicles for grid stabilization," *Energy*, vol. 141, pp. 87-96, Dec. 2017.

- [26] N. Brinkel, M. Gerritsma, T. AlSkaif *et al.*, "Impact of rapid PV fluctuations on power quality in the low-voltage grid and mitigation strategies using electric vehicles," *International Journal of Electrical Power & Energy Systems*, vol. 118, p. 105741, Jun. 2020.
- [27] X. Dong, Y. Mu, X. Xu *et al.*, "A charging pricing strategy of electric vehicle fast charging stations for the voltage control of electricity distribution networks," *Applied Energy*, vol. 225, no. 92, pp. 857-868, Sept. 2018.
- [28] J. Ebrahimi, M. Abedini, and M. M. Rezaei, "Optimal scheduling of distributed generations in microgrids for reducing system peak load based on load shifting," *Sustainable Energy, Grids and Networks*, vol. 23, p. 100368, Sept. 2020.
- [29] Y. Mou, H. Xing, Z. Lin *et al.*, "Decentralized optimal demand-side management for PHEV charging in a smart grid," *IEEE Transactions on Smart Grid*, vol. 6, no. 2, pp. 726-736, Oct. 2015.
- [30] M. Pagani, W. Korosec, N. Chokani *et al.*, "User behaviour and electric vehicle charging infrastructure: an agent-based model assessment," *Applied Energy*, vol. 254, p. 113680, Nov. 2019.
- [31] T. Zhang, W. Chen, Z. Han *et al.*, "Charging scheduling of electric vehicles with local renewable energy under uncertain electric vehicle arrival and grid power price," *IEEE Transactions on Vehicular Technology*, vol. 63, no. 6, pp. 2600-2612, Jul. 2014.
- [32] J. Brady and M. O'Mahony, "Modelling charging profiles of electric vehicles based on real-world electric vehicle charging data," *Sustainable Cities and Society*, vol. 26, pp. 203-216, Oct. 2016.
- [33] H. Kamankesh, V. G. Agelidis, and A. Kavousi-fard, "Optimal scheduling of renewable micro-grids considering plug-in hybrid electric vehicle charging demand," *Energy*, vol. 100, pp. 285-297, Apr. 2016.
- [34] M. Shafie-Khah, M. P. Moghaddam, M. K. Sheikh-El-Eslami *et al.*, "Optimised performance of a plug-in electric vehicle aggregator in energy and reserve markets," *Energy Conversion and Management*, vol. 97, pp. 393-408, Jun. 2015.
- [35] Y. Wang, S. Member, and J. S. Thompson, "Two-stage admission and scheduling mechanism for electric vehicle charging," *IEEE Transactions on Smart Grid*, vol. 10, no. 3, pp. 2650-2660, Feb. 2018.
- [36] Z. Wang, P. Jochem, and W. Fichtner, "A scenario-based stochastic optimization model for charging scheduling of electric vehicles under uncertainties of vehicle availability and charging demand," *Journal of Cleaner Production*, vol. 254, p. 119886, May 2020.
- [37] A. Hajebrahimi, S. Member, and I. Kamwa, "Scenario-wise distributionally robust optimization for collaborative intermittent resources and electric vehicle aggregator bidding strategy," *IEEE Transactions on Power Systems*, vol. 35, no. 5, pp. 3706-3718, Sept. 2020.
- [38] M. L. Crow, "Cost-constrained dynamic optimal electric vehicle charging," *IEEE Transactions on Sustainable Energy*, vol. 8, no. 2, pp. 716-724, Apr. 2017.
- [39] Z. Liu, Q. Wu, M. Shahidehpour *et al.*, "Transactive real-time electric vehicle charging management for commercial buildings with PV on-site generation," *IEEE Transactions on Smart Grid*, vol. 10, no. 5, pp. 4939-4950, Sept. 2019.
- [40] H. Wang, M. Shi, P. Xie *et al.*, "Optimal operating regime of an electric vehicle aggregator considering reserve provision," *Energy Reports*, vol. 8, pp. 353-362, Aug. 2022.
- [41] D. Wu, N. Radhakrishnan, and S. Huang, "A hierarchical charging control of plug-in electric vehicles with simple flexibility model," *Applied Energy*, vol. 253, p. 113490, Nov. 2019.
- [42] B. Vatandoust, A. Ahmadian, M. A. Golkar *et al.*, "Risk-averse optimal bidding of electric vehicles and energy storage aggregator in day-ahead frequency regulation market," *IEEE Transactions on Power Systems*, vol. 34, no. 3, pp. 2036-2047, Dec. 2019.
- [43] Z. Yu, F. Lu, Y. Zou *et al.*, "Quantifying the real-time energy flexibility of commuter plug-in electric vehicles in an office building considering photovoltaic and load uncertainty," *Applied Energy*, vol. 321, p. 119365, Sept. 2022.
- [44] J. Jin and Y. Xu, "Optimal policy characterization enhanced actor-critic approach for electric vehicle charging scheduling in a power distribution network," *IEEE Transactions on Smart Grid*, vol. 12, no. 2, pp. 1416-1428, Oct. 2021.
- [45] J. Su, T. T. Lie, and R. Zamora, "A rolling horizon scheduling of aggregated electric vehicles charging under the electricity exchange market," *Applied Energy*, vol. 275, p. 115406, Oct. 2020.
- [46] J. H. Lee, D. Chakraborty, S. J. Hardman *et al.*, "Exploring electric vehicle charging patterns: mixed usage of charging infrastructure," *Transportation Research Part D: Transport & Environment*, vol. 79, p. 102249, Feb. 2020.
- [47] J. Su, T. T. Lie, and R. Zamora, "Modelling of large-scale electric vehicles charging demand: a New Zealand case study," *Electric Power System Research*, vol. 167, pp. 171-182, Feb. 2019.
- [48] C. Corchero, S. González-Villafranca, and M. Sanmartí, "European electric vehicle fleet: driving and charging data analysis," in *Proceedings of 2014 IEEE International Electric Vehicle Conference*, Florence, Italy, Dec. 2014, pp. 1-6.
- [49] Y. Wang, E. Yao, and L. Pan, "Electric vehicle drivers' charging behavior analysis considering heterogeneity and satisfaction," *Journal of Cleaner Production*, vol. 286, p. 124982, Mar. 2021.
- [50] A. Ul-Haq, C. Cecati, and E. El-Saadany, "Probabilistic modeling of electric vehicle charging pattern in a residential distribution network," *Electric Power Systems Research*, vol. 157, pp. 126-133, Apr. 2018.
- [51] H. Chung, S. Member, W. Li *et al.*, "Electric vehicle charge scheduling mechanism to maximize cost efficiency and user convenience," *IEEE Transactions on Smart Grid*, vol. 10, no. 3, pp. 3020-3030, Mar. 2019.
- [52] G. Mills and I. MacGill, "Assessing electric vehicle storage, flexibility, and distributed energy resource potential," *Journal of Energy Storage*, vol. 17, pp. 357-366, Jun. 2018.
- [53] M. Mohiti, H. Monsef, and H. Lesani, "A decentralized robust model for coordinated operation of smart distribution network and electric vehicle aggregators," *International Journal of Electrical Power & Energy Systems*, vol. 104, pp. 853-867, Jul. 2019.
- [54] Elexon BMRS. (2021, Jun.). Rolling system demand. [Online]. Available: <https://www.bmreports.com/bmrs/?q=demand/rollingsystemdemand>
- [55] M. Shi, H. Wang, P. Xie *et al.*, "Distributed energy scheduling for integrated energy system clusters with peer-to-peer energy transaction," *IEEE Transactions on Smart Grid*. doi: 10.1109/TSG.2022.3197435

**Han Wang** received the B.Sc. degree in New Energy Science and Engineering from Chinese University of Hong Kong (Shenzhen), Shenzhen, China, in 2019. He is currently a joint Ph.D. candidate with Southern University of Science and Technology, Shenzhen, China, and The University of Leeds, Leeds, UK. His research interests include economic virtual power plant operation, multi-energy systems, and electric vehicle charging scheduling.

**Mengge Shi** received the B.Eng and M.Eng degrees from Changsha University of Science and Technology, Changsha, China, in 2019, and Southern University of Science and Technology, Shenzhen, China, in 2022, respectively. She is currently a Ph.D candidate with Southern University of Science and Technology. Her research interests include integrated energy system energy management, smart buildings, and electric vehicle charging scheduling.

**Peng Xie** received the Ph.D. degree in electrical engineering from the South China University of Technology, Guangzhou, China, in 2019. He is currently a Postdoctoral Fellow with the Department of Electrical and Electronic Engineering, Southern University of Science and Technology, Shenzhen, China. His current research interests include smart microgrid planning and operation, power system uncertainty analysis and modeling, integrated energy systems, and blockchain technology in energy trading.

**Chun Sing Lai** received the B.Eng. (First Class Hons.) degree in electrical and electronic engineering from Brunel University London, London, UK, in 2013, and the D.Phil. degree in engineering science from the University of Oxford, Oxford, UK, in 2019. He is currently a Lecturer with the Department of Electronic and Electrical Engineering, Brunel University London. From 2018 to 2020, he was an UK Engineering and Physical Sciences Research Council Research Fellow with the School of Civil Engineering, University of Leeds, Leeds, UK. He was the Publications Co-chair for both 2020 and 2021 IEEE International Smart Cities Conferences. He is the Vice-chair of the IEEE Smart Cities Publications Committee and Associate Editor for IET Energy Conversion and Economics. He is the Working Group Chair for IEEE P2814 Standard; Associate Vice President for Systems Science and Engineering of the IEEE Systems, Man, and Cybernetics Society (IEEE/SMCS); and Chair of the IEEE SMC Intelligent Power and Energy Systems Technical Committee. He is an IET Member and a Chartered Engineer. His current research interests include power system optimization and data analytics.

**Kang Li** received the B.Sc. degree in industrial automation from Xiangtan University, Xiangtan, China, in 1989, the M.Sc. degree in control theory and applications from Harbin Institute of Technology, Harbin, China, in 1992, and the Ph.D. degree in control theory and applications from Shanghai Jiao Tong University, Shanghai, China, in 1995. He also received D.Sc. degree in engineering from Queen's University Belfast, Belfast, UK, in 2015. Between 1995 and 2002, he worked at Shanghai Jiao Tong University.

ty, Delft University of Technology, and Queen's University Belfast as a Research Fellow. Between 2002 and 2018, he was a Lecturer (2002), a Senior Lecturer (2007), a Reader (2009), and a Chair Professor (2011) with the School of Electronics, Electrical Engineering and Computer Science, Queen's University Belfast. He currently holds the Chair of Smart Energy Systems at the University of Leeds, Leeds, UK. He has authored/co-authored over 200 journal publications and edited/co-edited 18 conference proceedings, winning over 20 prizes and awards, including a recent Springer Nature "China New Development Award" in 2019 in recognition of the "exceptional contributions to the delivery of the UN Sustainable Development Goals". He was the Chair of the IEEE UKRI Control and Communication Ireland Chapter, the Secretary of the IEEE UK & Ireland Section. He is also a Visiting Professor of Shanghai Jiao Tong University, Southeast University, Tianjin University, Shanghai University, and Xiangtan University. His research interests include nonlinear system modelling, identification, and

control, and machine learning, with substantial applications to energy and power systems, smart grid, transport decarbonization, and energy management in energy intensive manufacturing processes.

**Youwei Jia** received the B.Eng. and Ph.D. degrees from Sichuan University, Chengdu, China, and The Hong Kong Polytechnic University, Hong Kong, China, in 2011 and 2015, respectively. From 2015 to 2018, he was a Postdoctoral Fellow at The Hong Kong Polytechnic University. He is currently an Assistant Professor with the Department of Electrical and Electronic Engineering, University Key Laboratory of Advanced Wireless Communication of Guangdong Province and Shenzhen Key Laboratory of Electrical Direct Drive Technology, Southern University of Science and Technology, Shenzhen, China. His research interests include microgrid, renewable energy modeling and control, power system security analysis, complex network and artificial intelligence in power engineering.